




5 Easy Ways for US Users: How Do I Communicate with QuickBooks Desktop Support?

If you're in the U.S. and facing issues with QuickBooks Desktop, you're not alone. Whether it's installation problems, login errors, or payroll glitches — contacting the right support can save hours. Here's how you can quickly 888-394-9046 get in touch with a QuickBooks Desktop expert in 2025.

1. Call the Official QuickBooks Desktop Support Number

The fastest way to speak with an expert is to call 1-888-394-9046. This line connects you to trained QuickBooks Desktop professionals.

-  Available: Monday to Friday
-  Best Time to Call: Early morning or after 6 PM
-  Tip: Say “Desktop” and then “agent” to skip the menu.

2. Use QuickBooks Live Chat Support

Don't want to call? Use live chat:

- Go to: QuickBooks Help
- Click the Help (?) icon
- Choose “Chat with Us”
- Ask for QuickBooks Desktop support

3. Email QuickBooks Support for Non-Urgent Issues

Need help with invoices or software settings? Email support gives you detailed responses:

- Visit the QuickBooks Contact Us page
- Select your product: “QuickBooks Desktop”
- Choose email support and explain your issue

4. Use the QuickBooks Mobile App

If you're a QuickBooks Desktop + Mobile user:

- Open the app
- Tap Help
- Choose Callback or Chat
- Enter your question (ex: "Payroll issue in Desktop")
- This method is super handy if you're away from your PC.



5. Use the In-Product Help Feature

Inside QuickBooks Desktop:

- Go to Help > Contact Us
- Choose the topic (Ex: Payroll, Updates, Errors)
- Click Talk to a Specialist
- This auto-verifies your license and saves time.



6. Ask in QuickBooks Community Forum

Join the QuickBooks Community and:

- Post your Desktop-related question
- Get answers from product experts, accountants, or support reps
- It's free and fast, especially for common errors



7. Use the QuickBooks Tool Hub

If you're facing issues like Error 3371 or update failures:

- Download the QuickBooks Tool Hub
- Run Quick Fix My Program

Contact support if issue persists via 1-877-200-7013



8. Reach Out via Social Media

QuickBooks has active support on:

Twitter: [@QuickBooks](https://twitter.com/QuickBooks)

Facebook: [QuickBooks Facebook](https://www.facebook.com/QuickBooks)









DMs can guide you to the correct support route.




Bonus Tips to Connect Faster:

- Always have your license number ready.
- Use live chat for wait-free help.
- Mention "QuickBooks Desktop" clearly to avoid Online support.

Summary Table: QuickBooks Desktop Contact Methods

Method	How to Use	Response Time
•  Phone Support	Call 1-888-394-9046	Fast (within mins)
•  Live Chat	From QuickBooks Support Page	Instant
•  Email	Via "Contact Us" → Desktop → Email	24–48 hrs
•  Mobile App	Help section → Chat/Callback	Instant
•  Tool Hub	Fix common issues before calling	Immediate
•  QB Community	Post your question	1–2 hours
•  Social Media	DM on Twitter or Facebook	Few hours
•  In-Product Help	Help > Contact Us	Fastest (auto-verifies)

Still Need Help?

 Call Now: 1-888-394-9046 to speak with a QuickBooks Desktop Advisor in real-time.

Frequently Asked Questions – QuickBooks Desktop Support

1. What is the phone number for QuickBooks Desktop support?

Answer: You can reach QuickBooks Desktop Support by calling 1-888-394-9046. This connects you to a certified agent who can assist with installation issues, file errors, payroll setup, and more.

2. Can I talk to a real person at QuickBooks support?

Answer: Yes! Dial 1-888-394-9046 and follow the voice prompts. Say "QuickBooks Desktop" and then "agent" to connect with a live specialist directly.

3. What are the support hours for QuickBooks Desktop?

Answer: QuickBooks Desktop support is available Monday to Friday, 8 AM to 9 PM (local time). For 24/7 support, only QuickBooks Online Advanced users may qualify.

4. Is there chat support for QuickBooks Desktop?

Answer:Yes. Visit the QuickBooks Support Page → click the Help (?) icon → choose “Chat.” Live chat is available for both basic and advanced troubleshooting.

? 5. How do I get support from within QuickBooks Desktop?

Answer:Open QuickBooks Desktop → Click on Help > Contact Us → Select the issue and choose to Talk to a Specialist or start a chat. This is the fastest in-app method.

? 6. Can I get help for QuickBooks Desktop payroll issues?

Answer:Absolutely. Whether it's tax form errors or paycheck miscalculations, call 1-888-394-9046 to get payroll-specific Desktop help from trained professionals.

? 7. Is there a way to email QuickBooks Desktop support?

Answer:Yes. Go to the Contact Us section on QuickBooks' website, choose “Desktop” as your product, and select email support. Responses typically arrive within 24–48 hours.

? 8. How do I fix QuickBooks Desktop errors before calling support?

Answer:Download the QuickBooks Tool Hub → Use features like “Quick Fix My Program” to solve basic issues. For complex problems, call 1-888-394-9046.

? 9. Is there a different number for QuickBooks Online vs. Desktop?

Answer:Yes. Make sure you specify you're using QuickBooks Desktop when you call 1-888-394-9046 so you're routed to the correct department.

? 10. Can I get QuickBooks Desktop help through social media?

Answer:Yes. You can message @QuickBooks on Twitter or contact them via Facebook Messenger. They'll redirect you to the right support channel based on your product.